

# How To Pay Membership Fees Using Interac e-Transfers

At CIBC

Enter your  
card number  
and password;  
click Sign On

[Home](#) | [Français](#) | [Help](#)

**CIBC**

## CIBC Online Banking

Card number

1234567891011121

☐ Remember my card number ⓘ

Password (case sensitive)

\*\*\*\*\*

☐ Show password

[Reset password](#)

Register now

Sign On

**Important Information**


[CIBC Costco® Mastercard® clients >](#)


[Request financial assistance >](#)


[Set up Direct Deposit >](#)

[Tax slip mailing dates >](#)

[New fraud alerts >](#)


 Safe banking online, guaranteed

 Electronic Access Agreement (Updated)

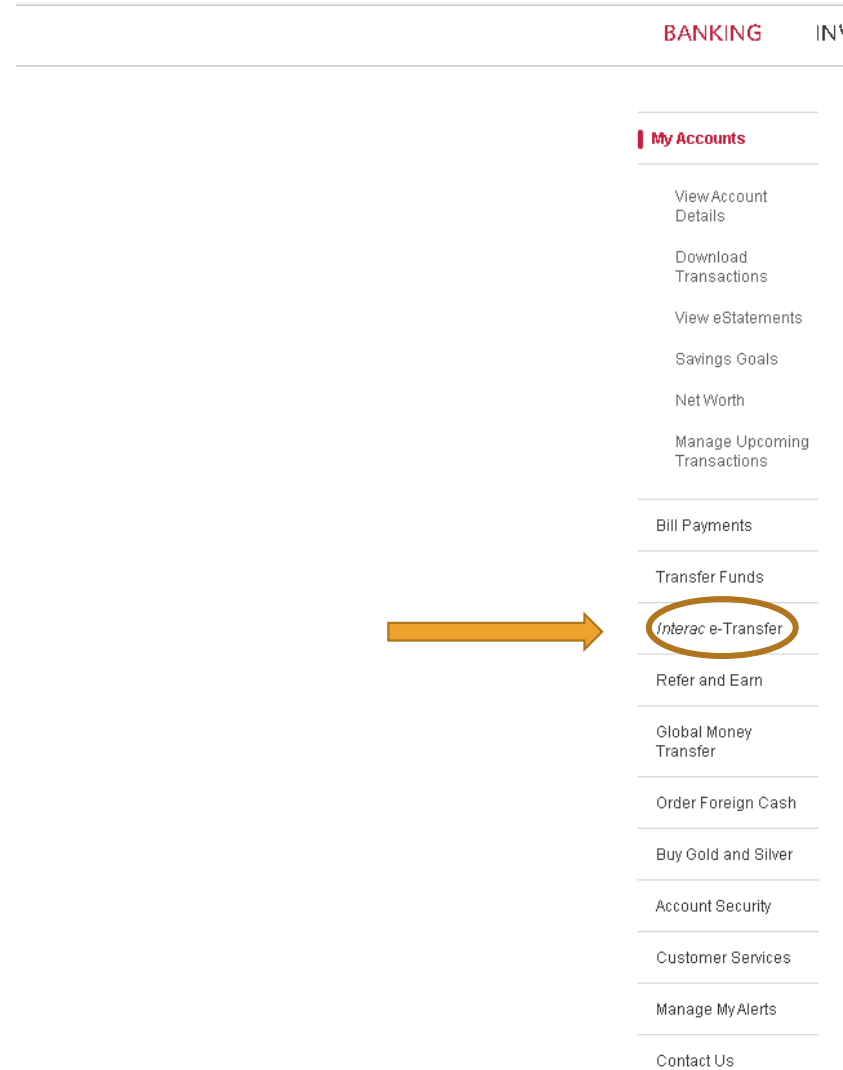
[AdChoices](#) 

Planning a trip this summer? Travel with confidence knowing you have CIBC Travel Insurance.

[Learn more >](#)



Select Interact  
e-Transfer  
from the left  
side of the  
screen



To set up a new contact, select request money and click on new contact or...

[My Accounts](#)[Bill Payments](#)[Transfer Funds](#)[Interac e-Transfer](#)[Status](#)[Send Money](#)[Request Money](#)[Contact List](#)[Edit My Profile](#)[Autodeposit Settings](#)[Receive Money](#)[Learn More](#)[Refer and Earn](#)[Global Money Transfer](#)[Order Foreign Cash](#)[Buy Gold and Silver](#)[Account Security](#)[Customer Services](#)[Manage My Alerts](#)[Contact Us](#)

## SEND MONEY

Step: **1** — 2 — 3

### Your *Interac* e-Transfer® Details

- [Learn more about Interac e-Transfer](#)
- Fees apply to *Interac* e-Transfer transactions. [Learn more about Interac e-Transfer fees](#)
- There are limits on how much money you can send in a day, a week and a month. [Learn more about Interac e-Transfer limits](#)
- You can make changes to a recurring or future-dated transfer until 6:00 am ET on the day it's scheduled to send
- Questions about *Interac* e-Transfer? [Visit our FAQ](#)
- Note: Sending money outside of Canada? Use the [CIBC Global Money Transfer service](#)

Send Money To:

Select

[New Contact](#)

Amount:

\$

From Account:

Select

Message (Optional):

Do not provide the security question, any part of the security answer or any confidential information in your message to the contact. This message will be viewable on the *Interac* e-Transfer Status page.

This is how you will appear in all emails to your *Interac* e-Transfer contacts. If incorrect, [edit your profile](#).

Your Email Nickname:

Timothy Sulisz




Online Security Guarantee

#### You can also:

[Manage Upcoming Transactions](#)[Register for Interac e-Transfer® Autodeposit](#)[Find out how to send money with Interac e-Transfer](#)[Check the status and details of your Interac e-Transfer transaction](#)[Digital Banking How-to Videos](#)

Select Contact List and then click on Add New Contact

[Contact Us](#) [AdChoices](#) [Sign Off](#)



[Meet with us](#) [2](#)






[BANKING](#) [INVESTING](#) [PRODUCTS](#)



[MyAccounts](#)[Bill Payments](#)[Transfer Funds](#)[Interac e-Transfer](#)[Status](#)[Send Money](#)[Request Money](#)[Contact List](#)[Edit my Profile](#)[Autodeposit Settings](#)[Receive Money](#)[Learn More](#)[Refer and Earn](#)[Global Money Transfer](#)[Order Foreign Cash](#)[Buy Gold and Silver](#)[Account Security](#)[Customer Services](#)[Manage MyAlerts](#)




## CONTACT LIST

Add, Edit or Delete a Contact

- To edit a contact's details, select the contact's name
- [Edit your Interac e-Transfer® alert preferences](#)
- [Add New Contact](#)
- Note: Contacts names cannot be identical. Please verify and edit (if necessary)

Contact Name	Notification Language	Details	Delete
<a href="#">Annie Wang</a>	English	<a href="#">wwwgpc@gmail.com</a>	 Delete
<a href="#">Jeffrey Streutker</a>	English	<a href="#">jeffrey@streutker.com</a>	 Delete
<a href="#">Probus Kingsway Events</a>	English	<a href="#">events.kingswayprobus@gmail.com</a>	 Delete
<a href="#">Treasurer PST</a>	English	<a href="#">treasurer.parl.society.of.toronto@gmail.com</a> 416-671-4044	 Delete
<a href="#">Kingsway Probus Fees</a>	English	<a href="#">fees.kingswayprobus@gmail.com</a>	 Delete

 **Note:**  
Your use of Interac e-Transfer® is subject to the  [Interac e-Transfer Terms and conditions \(PDF, 135 KB\)](#). (Effective March 2022)





**You can also:**  
[Register for Interac e-Transfer® Autodeposit](#) >  
[Make an additional loan payment](#) >  
[Order cheques](#) >

[Add New Contact](#)

Next add the  
Contact Name:  
Kingsway  
Probus Fees +  
e-Mail:  
fees.kingsway  
probus@gmail  
.com

[Contact Us](#) [AdChoices](#) [Sign Off](#)



[Meet with us](#) 

[BANKING](#) [INVESTING](#) [PRODUCTS](#)

[My Accounts](#)  
[Bill Payments](#)  
[Transfer Funds](#)  
[Interac e-Transfer](#)  
[Status](#)  
[Send Money](#)  
[Request Money](#)  
**Contact List**  
[Edit My Profile](#)  
[Autodeposit Settings](#)  
[Receive Money](#)  
[Learn More](#)  
[Refer and Earn](#)  
[Global Money Transfer](#)  
[Order Foreign Cash](#)  
[Buy Gold and Silver](#)  
[Account Security](#)  
[Customer Services](#)  
[Manage My Alerts](#)

## ADD CONTACT

**Step:** 1 — 2

Enter your contact's name and their email address and/or mobile phone number.

Contact's Name:

Details:



Contact's Email Address:  [Delete](#)

[+ Mobile phone](#)

Notification Language:

[X Cancel](#) [Add Contact](#)

**Note:**  
Your use of *Interac* e-Transfer<sup>®</sup> is subject to the [Interac e-Transfer Terms and conditions \(PDF, 135 KB\)](#). (Effective March 2022)

**You can also:**

[Register for \*Interac\* e-Transfer<sup>®</sup> Autodeposit >](#)

[Make an additional loan payment >](#)

[Order cheques >](#)

Check that the contact is correct. Click on Add Contact again.

Contact Us AdChoices Sign Off

**CIBC**

Meet with us 2

BANKING INVESTING PRODUCTS

MyAccounts  
Bill Payments  
Transfer Funds  
Interac e-Transfer  
Status  
Send Money  
Request Money  
**Contact List**  
Edit My Profile  
Autodeposit Settings  
Receive Money  
Learn More  
Refer and Earn  
Global Money Transfer  
Order Foreign Cash  
Buy Gold and Silver  
Account Security  
Customer Services  
Manage MyAlerts

## ADD CONTACT

Step: 1 2

Enter your contact information

Confirm contact details

ADD CONTACT - VERIFICATION

Verify that the information below is accurate.

Name: Kingsway Probus Fees

Email Address: fees.kingswayprobus@gmail.com

Notification Language: English

Cancel Back Add Contact

**Note:**

Your use of *Interac e-Transfer* is subject to the *Interac e-Transfer Terms and conditions* (PDF, 135 KB). (Effective March 2022)

You can also:

- Transfer for *Interac e-Transfer*
- Deposit
- Get an additional loan
- Write cheques

Cancel Add Contact

For security, a verification code is sent. Enter it in box provided.

Contact Us

AdChoices

Sign Off

CIBC

Meet with us

2

BANKING

INVESTING

PERSONAL

MyAccounts

Bill Payments

Transfer Funds

Interac e-Transfer

Status

Send Money

Request Money

Contact List

Edit My Profile

Autodeposit Settings

Receive Money

Learn More

Refer and Earn

Global Money Transfer

Order Foreign Cash

Buy Gold and Silver

Account Security

Customer Services

Manage MyAlerts

AD

Step:

Enter your

Contact

Details

Notific

×

Not

IDENTITY VERIFICATION

In order to protect your online security, we need to verify your identity. [Learn about one-time verification codes.](#)

Please choose a contact method. We will send you an automated message that includes a one-time verification code and details of the applicable transaction to the contact method you choose. Once you receive the verification code, please enter it below as soon as possible because it will expire.

**Note:** For account security, we're no longer sending one-time verification codes to personal or free email services.


**If you close this page you won't be able to enter the one-time verification code.**

You're registered for push notification on the following device:

**Timothy's iPad**

[Send code another way](#)

[Resend code](#)

 The verification code has been sent.  
Please check the push notification sent to your registered device and enter the one-time code below.

Enter the verification code

[×](#) Cancel [Next](#)

Your use of *Interac e-Transfer* is subject to the [Interac e-Transfer Terms and conditions \(PDF, 135 KB\)](#). (Effective March 2022)





BANKING

INVESTING

PRODUCTS

My Accounts

Bill Payments

Transfer Funds

Interac e-Transfer

Status

Send Money

Request Money

Contact List

Edit My Profile

Autodeposit  
Settings

Receive Money

Learn More

Refer and Earn

Global Money  
Transfer

Order Foreign Cash

Buy Gold and Silver

Account Security

Customer Services

Manage My Alerts

## ADD CONTACT

Step: 1 2

✓ You have successfully added a new contact.

### Interac e-Transfer® Contact Details

Name: Kingsway Probus Fees

Email Address: fees.kingswayprobus@gmail.com

Notification Language: English

Contact added: August 3, 2022 at 2:33 p.m. ET.

View Interac e-Transfer Status

Send Money

### Note:

Your use of Interac e-Transfer® is subject to the  
Interac e-Transfer Terms and conditions (PDF, 135 KB). (Effective March 2022)

### You can also:

Register for Interac e-Transfer®  
Autodeposit >

Make an additional loan  
payment >

Order cheques >

After being  
done correctly,  
you get this  
message. Click  
on the send  
money button.

Fill in \$75.00 per person in amount; select bank your account; enter Membership Fees and names being paid for in Message. Then press next.

Bill Payments

Transfer Funds

Interac e-Transfer

Status

**Send Money**

Request Money

Contact List

Edit My Profile

Autodeposit Settings

Receive Money

Learn More

Refer and Earn

Global Money Transfer

Order Foreign Cash

Buy Gold and Silver

Account Security

Customer Services

Manage My Alerts

Contact Us

Step: 1 2 3

Your *Interac* e-Transfer® Details

- [Learn more about \*Interac\* e-Transfer](#)
- Fees apply to *Interac* e-Transfer transactions. [Learn more about \*Interac\* e-Transfer fees](#)
- There are limits on how much money you can send in a day, a week and a month. [Learn more about \*Interac\* e-Transfer limits](#)
- You can make changes to a recurring or future-dated transfer until 6:00 am ET on the day it's scheduled to send
- Questions about *Interac* e-Transfer? [Visit our FAQ](#)
- Note: Sending money outside of Canada? Use the [CIBC Global Money Transfer service](#)

Send Money To:

Kingsway Probus Fees

①

Email: fees.kingswayprobus@gmail.com

[Edit Contact](#)

[New Contact](#)

Amount:

\$75.00

From Account:

Select

Transfer Method:

Email

How Often:

Once

Transfer Date:

August

3

2022

Message (Optional):

Membership Fees  
J. Timothy Sulisz

Do not provide the security question, any part of the security answer or any confidential information in your message to the contact. This message will be viewable on the *Interac* e-Transfer Status page.

Online Security Guarantee

You can also:


Manage Upcoming Transactions >

Register for *Interac* e-Transfer® Autodeposit >

Find out how to send money with *Interac* e-Transfer >

Check the status and details of your *Interac* e-Transfer transaction >

Digital Banking How-to Videos >



No security question is needed since the Club is registered for Autodeposit. Press continue and the money is sent.



BANKING INVESTING PRODUCTS

My Accounts

Bill Payments

Transfer Funds

Interac e-Transfer

Status

Send Money

Request Money

Contact List

Edit My Profile

Autodeposit Settings

Receive Money

Learn More

Refer and Earn

Global Money Transfer

Order Foreign Cash

Buy Gold and Silver

Account Security

Customer Services

Manage My Alerts

## SEND MONEY

Step: 1 2 3

### Security Question for Recipient

PROBUS CLUB OF KINGSWAY ISLINGTON (Kingsway Probus Fees) is registered for Autodeposit. This transfer does not require a security question.

Cancel

Back

Continue

#### Note:

Your use of Interac e-Transfer® is subject to the [Interac e-Transfer Terms and conditions \(PDF, 194 KB\)](#). (Effective February 2022)



#### You can also:

Manage Upcoming Transactions >

Register for Interac e-Transfer® Autodeposit >

Change your statement preferences >